



PO Box 564

Cottesloe WA 6011

Mobile 0417 933 398

Email info@tennisstaronline.com.au

Doubles

Formations

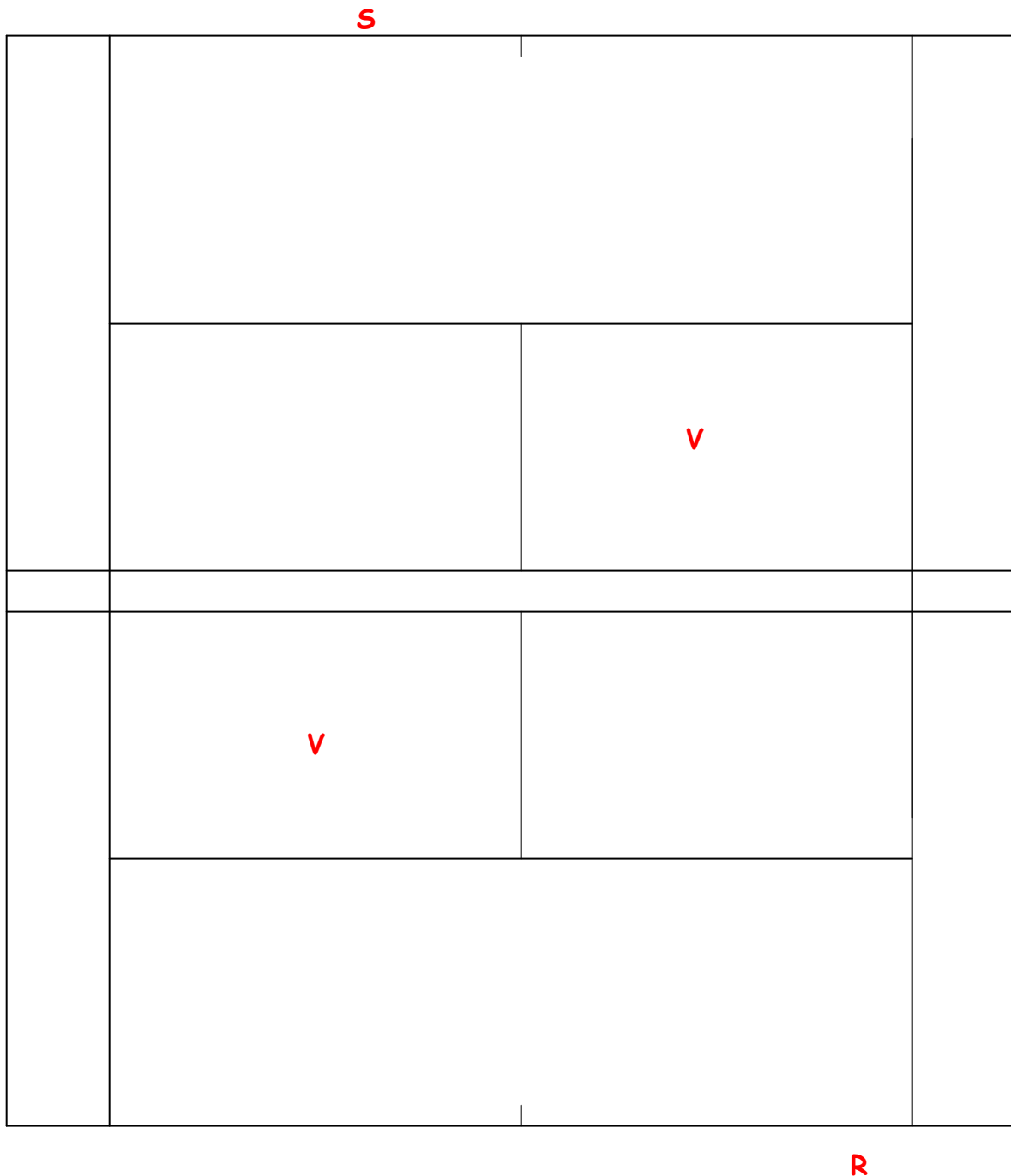
www.tennisstaronline.com.au

Peppermint Grove & Mosman Park Tennis Clubs

JAMIE VENERYS TENNIS PROFESSIONALS ABN 58 944 636 379

1. Conventional

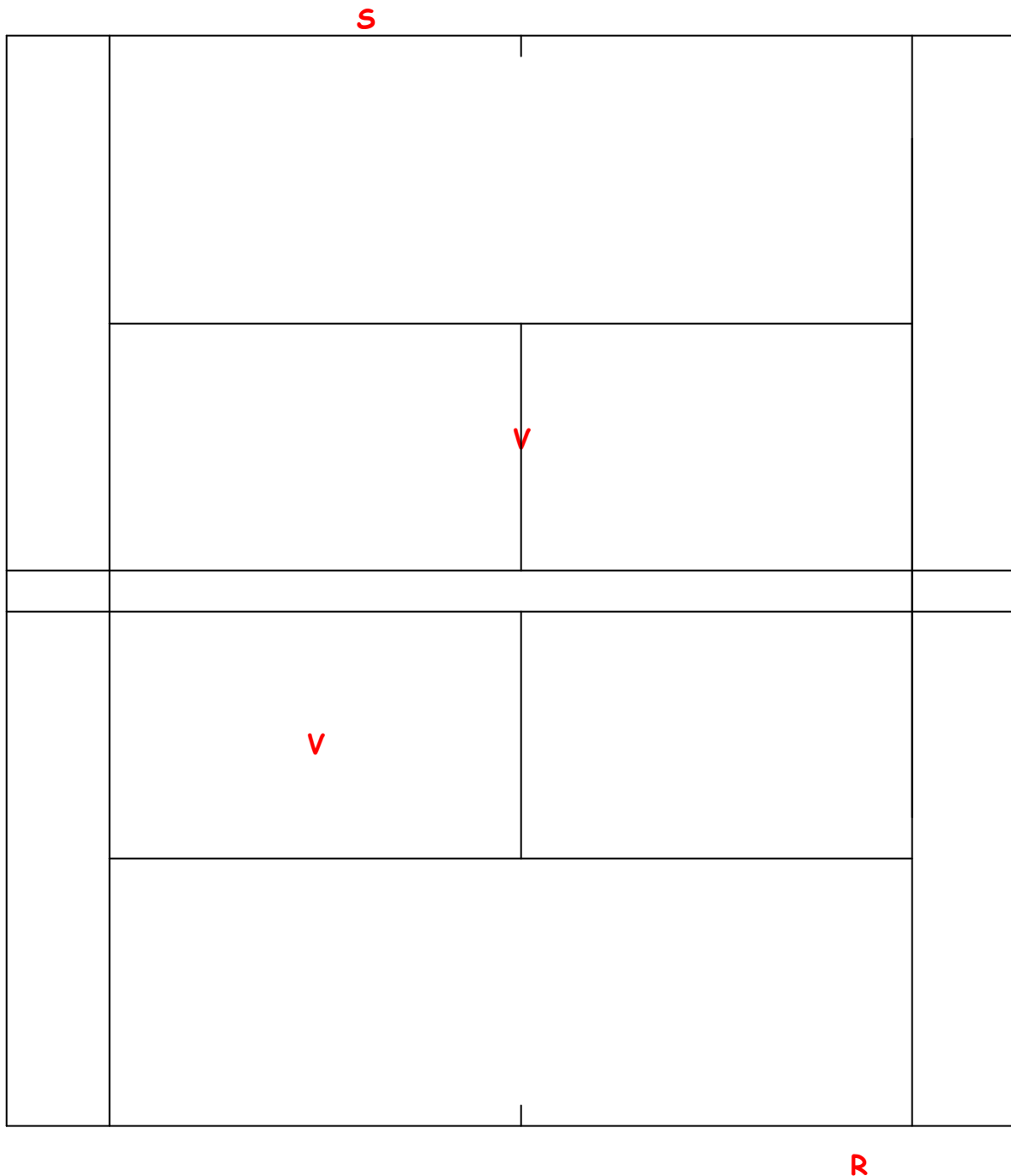
- Use the majority (80%) of the time.
- All angles and spaces covered by the serving and returning teams.
- Aim to dominate the net - opens up angles; puts pressure on opponents by rushing them and reducing the spaces they can hit to.



Key: S = Serve; R = Returner; V = Volleyer

2. Eye


- Use at a strategic time, e.g. 30-30, 40-30, Ad-40.
- Opponents don't know where to return.
- Forces your opponents to make a quick decision under pressure.
- Force your opponent to hit the most difficult return for them, i.e. exploit their weakness. Most often you will serve down the middle or to the body.



Key: S = Serve; R = Returner; V = Volleyer

3. BL Attack

- Use at a strategic time, e.g. 30-30, 40-30, Ad-40.
- Serving team must feel comfortable charging the net and staying there.
- Forces your opponents to hit a difficult (and high risk) shot:
 - a) low to feet - and probably to the server
 - b) low down the middle
- Serve down the middle - unless your opponent has an obvious weakness.




R

Key: S = Serve; R = Returner; V = Volleyer

4. BL Defence

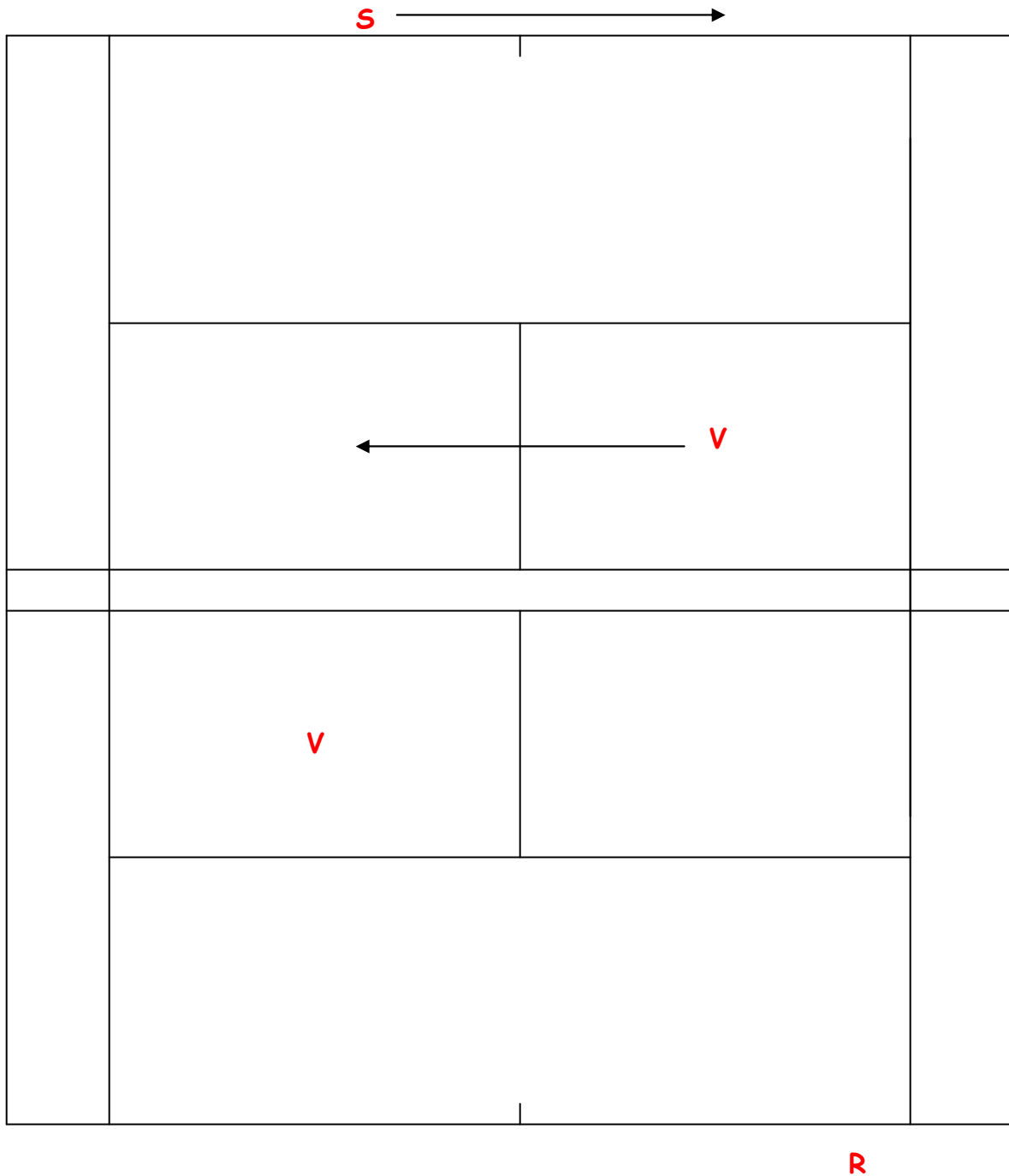
- Use at a strategic time, e.g. 30-30, 40-30, Ad-40.
- Serving team must feel comfortable defending/counter attacking against aggressive play.
- Forces your opponents to attack and tempts them to play high risk tennis, i.e. go for too much.
- Serve down the middle or to the body - unless your opponent has an obvious weakness.



Key: S = Serve; R = Returner; V = Volleyer

5. Scissor

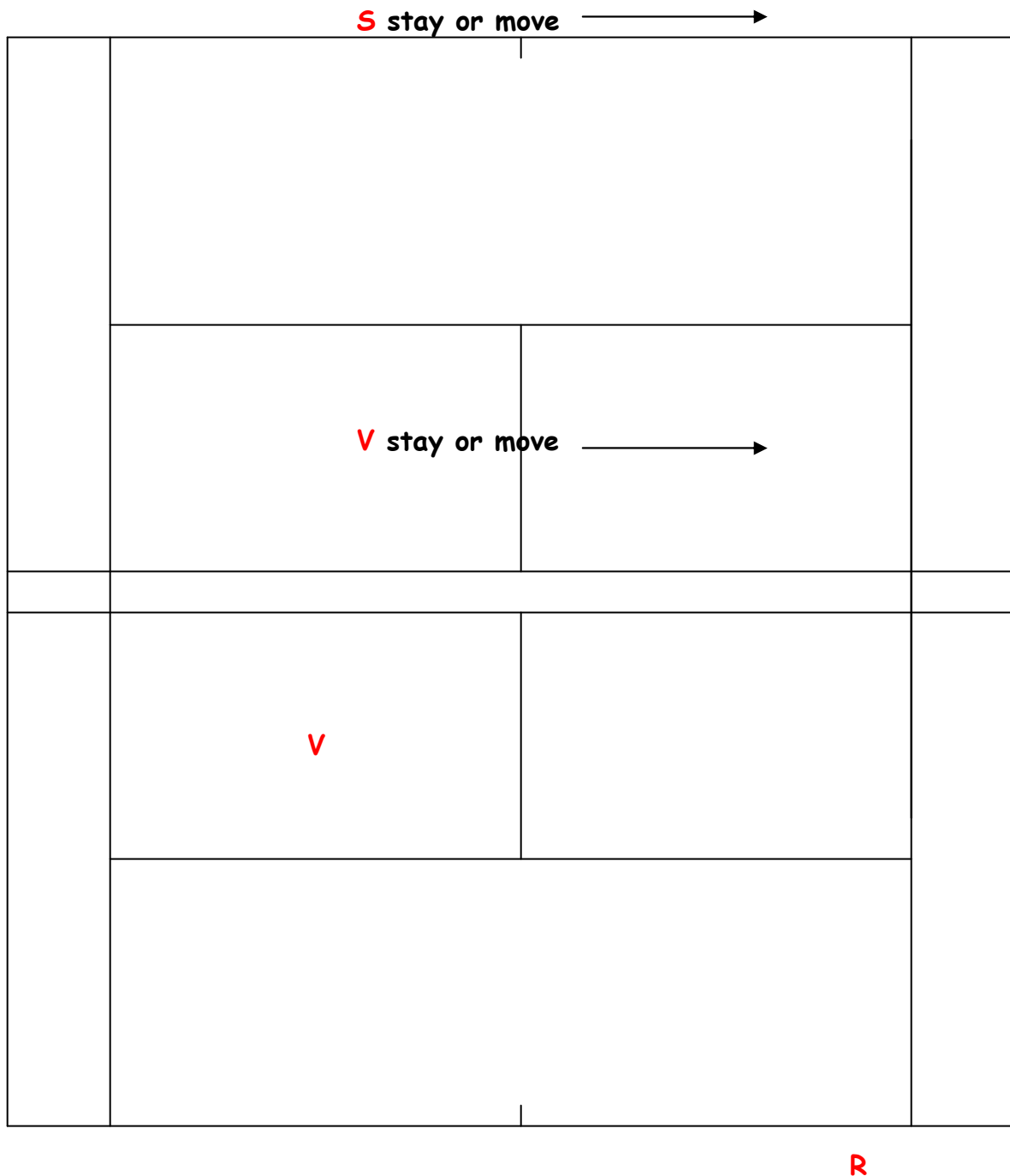
- Use at a strategic time, e.g. 30-30, 40-30, Ad-40.
- Opponents subject to element of surprise, as serving team sets up conventionally.
- Emphasis is on the serving team to make it work:
 - a) Volleyer must not move too early.
 - b) Volleyer must expect conventional cross-court return & manage it well.
 - c) Serving team must work to cover a return down the middle.



Key: S = Serve; R = Returner; V = Volleyer

6. Tandem

- Use at a strategic time, e.g. 30-30, 40-30, Ad-40.
- Opponents forced to hit a difficult return down the line.
- Emphasis is on the serving team to make it work:
 - d) Volleyer must not move too early.
 - e) Volleyer must 'fake' to move if not crossing, to 'put off' the returner.



Key: S = Serve; R = Returner; V = Volleyer